

**HARTSTENE POINTE WATER-SEWER DISTRICT  
MASON COUNTY, WASHINGTON**

**RESOLUTION 2010-09**

**A RESOLUTION OF THE  
HARTSTENE POINTE WATER-SEWER DISTRICT COMMISSIONERS  
AUTHORIZING THE 2011 BUDGET**

**WHEREAS**, Hartstene Pointe Water-Sewer District is a special purpose district, govern by Chapter 57 of the Revised Code of Washington; and

**WHEREAS**, Hartstene Pointe Water-Sewer District held a public hearing on the proposed 2011 budget on October 30, 2010 and heard testimony at said hearing; and

**WHEREAS**, Hartstene Pointe Water-Sewer District reviewed the budget hearing testimony; and

**WHEREAS**, the District Commissioners determined the proposed 2011 budget included the expenditure limitation of \$495,058 to allow prudent operation of the water/sewer systems; and


**WHEREAS**, The estimated revenues of \$495,058 are adequate to fund the 2011 expenditures; now;


**THEREFORE**, the Board of Commissioners of the Hartstene Pointe Water-Sewer District hereby resolves:


Approval of the 2011 operational budget for the period January 1, 2011 through December 31, 2011 for Hartstene Pointe Water-Sewer District. (Budget document is attached)

**ADPOTED**, by the District Board of Commissioners at its scheduled meeting on **November 4, 2010**.

Hartstene Pointe Water-Sewer District  
Mason County, Washington

  
11/04/2010  
William Parisio, President

  
Mary Alice Cary, Commissioner

  
11/04/10  
Roger Ray, Commissioner



Hartstene Pointe Water and Sewer District  
30-Oct-10

		SubTotals	2011	Water	Sewer Treatment
<b>EXPENSES</b>					
508.00		Balance Brought Forward			
538.10		Compensation			
538.10	10	10 Commissioner Dist 1	\$4,500	\$2,250	\$2,250
538.10	10	20 Commissioner Dist 2	\$4,500	\$2,250	\$2,250
538.10	10	30 Commissioner Dist 3	\$4,500	\$2,250	\$2,250
538.10	20	FICA/Medicare	\$1,200	\$600	\$600
538.10	30	Supplies	\$25,500		
538.10	31	Office and Operating Supplies	\$17,500		
538.10	31	1010 Supplies, Water	\$10,000	\$10,000	
538.10	31	3010 Supplies, Treatment	\$7,500		\$7,500
538.10	35	Small Tools and Minor Equipment	\$8,000		
538.10	35	1010 Small Tools, Water	\$2,000	\$2,000	
538.10	35	3010 Small Tools, Treatment	\$6,000		\$6,000
538.10	40	Other Services & Charges	\$287,060		
538.10	41	Professional Services	\$176,500		
538.10	41	1010 Attorney Fees, Water	\$2,500	\$2,500	
538.10	41	3010 Attorney Fees, Treatment	\$4,000		\$4,000
538.10	41	1020 Consultant, Water	\$3,000	\$3,000	
538.10	41	3020 Consultant, Treatment	\$4,000		\$4,000
538.10	41	1030 Customer Service, Water	\$6,500	\$6,500	
538.10	41	3030 Customer Service, Sewer	\$6,500		\$6,500
538.10	41	3040 Operations, Routine Treatment	\$40,000		\$40,000
538.10	41	3041 Operations, Non-Routine Treatment	\$20,000		\$20,000
538.10	41	4010 General Manager/Water Manager	\$65,500	\$32,750	\$32,750

538.10	41	4020 Finance Bookkeeper							
538.10	41	1050 Laboratory Testing (Water)			\$10,000	\$5,000		\$5,000	
538.10	41	3050 Laboratory Testing (Treatment)			\$2,500	\$2,500			
538.10	41	1060 Other Services (Water)			\$3,000	\$3,000		\$3,000	
538.10	41	3060 Miscellaneous (Treatment)			\$3,000	\$3,000		\$3,000	
538.10	41				\$6,000			\$6,000	
538.10	42	Communications			\$4,000				
538.10	42	10 Postage			\$1,000	\$500		\$500	\$500
538.10	42	20 Telephones			\$3,000	\$1,500		\$1,500	\$1,500
538.10	43	Training			\$6,000				
538.10	43	10 Commissioner Travel, Mileage, Lodging			\$3,000	\$1,000		\$2,000	\$2,000
538.10	43	20 Manager Travel, Mileage, Lodging			\$3,000	\$2,000		\$1,000	\$1,000
538.10	44	Public Notices			\$500				
538.10	44	10 Legal Notices & Publications			\$500	\$250		\$250	\$250
538.10	45	Operating Rentals and Leases			\$9,000				
538.10	45	1010 Equipment Rental, Water			\$2,000	\$2,000			
538.10	45	3010 Equipment Rental, Treatment			\$7,000			\$7,000	
538.10	46	10 Liability Insurance			\$5,560	\$5,560		\$2,780	\$2,780
538.10	47	Utility Services			\$13,000				
538.10	47	1010 Utilities, Water			\$5,500	\$5,500			
538.10	47	3010 Utilities, Treatment			\$7,500			\$7,500	
538.10	48	Repairs and Maintenance			\$58,000				
538.10	48	1010 Contractors, Water			\$5,000	\$5,000			
538.10	48	3010 Contractors, Treatment			\$7,000			\$7,000	
538.10	48	1020 SCADA, Water			\$8,000	\$8,000			
538.10	48	3020 SCADA, Treatment			\$5,000			\$5,000	
538.10	48	1030 Repair & Maint. Of Structure, Water			\$12,000	\$12,000			
538.10	48	3030 Repair & Maint. Of Structure, Treatment			\$21,000			\$21,000	
538.10	49	Miscellaneous			\$14,500				
538.10	49	10 Professional Dues			\$1,500	\$750		\$750	\$750

538.10	49	20 Printing							
538.10	49	3010 Biosolids Disposal				\$1,000	\$500	\$500	\$12,000
538.10	50	Intergovernmental Services		\$34,300					
538.10	51	Intergovernmental Professional Services			\$1,000				
538.10	51	Election Costs			\$0	\$0	\$0	\$0	
538.10	51	1010 Audit, Water			\$500	\$500			
538.10	51	3010 Audit, Sewer			\$500			\$500	
538.10	53	External Taxes and Operating Assessments			\$33,300				
538.10	53	1010 Excise Tax, Water			\$10,000	\$10,000			
538.10	53	3010 Excise Tax, Sewer			\$20,300			\$20,300	
538.10	53	1020 Permit Fees, Water			\$1,500	\$1,500			
538.10	53	3020 Permit Fees, Treatment			\$1,500			\$1,500	
591.10	78	Debt		\$45,582					
591.10	78	3010 Principle, Ecology Loan			\$28,990			\$28,990	
538.00	80	3010 Interest, Ecology Loan			\$9,122			\$9,122	
591.10	78	1010 Principle, USDA Loan			\$6,600	\$6,600			
538.00	80	1010 Interest, USDA Loan			\$870	\$870			
		<b>ANNUAL EXPENSES</b>		\$407,142		\$407,142	\$135,850	\$271,292	
		Capital Improvements			\$42,500				
		Capital Improvements - Water			\$16,000				
		Capital Improvements - Sewer			\$26,500				
		Allocations to Reserve Account			\$45,416				
		Allocations to Water Account			\$15,000				
		Allocations to Sewer Account			\$20,000				
		Equipment Replacement, Water			\$0				
		Equipment Replacement, Treatment (\$2/ERU)			\$10,416				

	<b>REVENUES</b>		<b>\$495,058</b>
343.81	Revenue (\$32 WATER; \$63 SEWER)	\$494,760	
	Misc Revenue	\$298	
382.8	Intergovernmental Loan		\$166,656
			<b>\$328,104</b>